





VCS APPLE LEARNING PROGRAM

iPad Support Team
Instruction Technology Services











PIC COLLAGE EDU: Pic Collage EDU lets you create digital collages and posters.








GETTING STARTED

- 🍏 Tap app icon to open, then tap **FREESTYLE** 
- 🍏 Tap **ANYWHERE** on the screen or tap the **PLUS** icon **+**
- 🍏 Tap **PHOTOS**  choose a photo, then tap the **CHECKMARK** ✓ in upper right corner.
Always tap the checkmark when adding items to your Pic Collage.
- 🍏 Tap  to **UNDO**.
- 🍏 Tap  to **REDO**.

TOOLS

- 🍏 Tap  to choose **LAYOUT**.
- 🍏 Tap  to choose a **BACKGROUND**.
- 🍏 Tap  to add a **PHOTO**.
- 🍏 Tap  to add a **STICKER**.
- 🍏 Tap  to add **TEXT**.
- 🍏 Tap  to do a **WEB SEARCH** for images.
- 🍏 Tap  to add a **DOODLE**.
- 🍏 Tap  to add **ANIMATION** to images.

EXTRAS

- 🍏 Tap and **HOLD** an image to receive **EXTRA** tools.
- 🍏 Tap  to add **EFFECTS** to an image.
- 🍏 Tap  to make a **CUTOUT** of something in the image.
- 🍏 Tap  to **DUPLICATE** an image.
- 🍏 Tap  to **LAYER** images.
- 🍏 Tap  to set an image as a **BACKGROUND**.
- 🍏 Tap  to add a **BORDER** to an image.
- 🍏 Tap  to **DELETE** an image.

SAVING

- 🍏 Tap **DONE** 
- 🍏 Tap **SAVE TO LIBRARY**.