


# Book Assembly Directions

1. Print this PDF with double sided option chosen.
2. Cut each paper on the dotted lines.
3. Put pages in order.
4. Hole punch pages and secure with brads or secure book in a different fashion.

**My favorite  
version using  
a 3 pronged  
colored folder.**

**Cut to shorten folder**






I teach me...






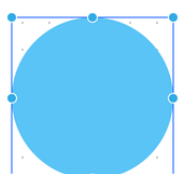

# Fall Shape Fun



By: Monica Prather



# Freeform App Basics

<b>tap</b>  Freeform <b>1</b>	<b>tap</b>  new project <b>2</b>	Don't see  ? <b>tap</b>  back arrow <b>3</b>	<b>tap</b>  Shapes <b>4</b>
<b>tap</b>  circle <b>5</b>	Use bubbles to adjust  <b>6</b>	<b>tap</b>  to change colors <b>7</b>	<b>tap</b>  to send to trash <b>8</b>
<b>move</b>  with your finger <b>9</b>	This is an unending whiteboard move around as needed <b>10</b>	<b>tap</b>  down arrow and hide grid to remove grid dots <b>11</b>	<b>tap</b>  back arrow when finished <b>12</b>




Freeform

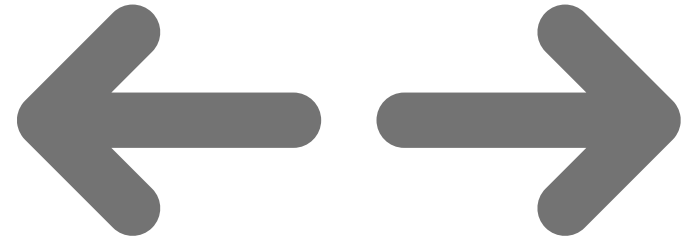
2



Hi.  
I am Ms. P.  
Have an adult  
download this app.



3




This app works  
best when the iPad  
looks like this.



# Spider

Use:

- 1 large black circle
- 1 medium black circle
- 2 small white circles
- 2 extra small black circles
- 2 small red triangles
- 8 skinny black rectangles




# Bat

Use:

- 1 medium black oval
- 1 medium black circle
- 2 large black diamonds
- 2 small black triangles
- 2 extra small white triangles
- 2 tiny pink triangles
- 2 small white circles
- 2 extra small black circles
- 2 tiny green circles
- 1 small white diamond
- 1 straight red line
- 2 tiny white triangles
- 2 small orange triangles
- 3 extra small white circles
- 2 long gray lines
- 4 short gray lines



150%




9



- 1 large orange circle
- 2 medium black circles
- 2 small white circles
- 1 small black oval
- 1 medium red triangle
- 1 medium green rectangle
- 1 medium green square
- 2 small green triangles
- 6 long yellow lines

## Scarecrow

Use:



7



- 1 large orange circle
- 2 medium black triangles
- 1 small black triangle
- 3 small yellow triangles
- 5 small black squares
- 5 extra small yellow squares
- 1 medium brown square (square with round edges)
- 8 small green diamonds

## Jack-O-Lantern

Use:

Created by: Monica Prather  
Volusia County Schools  
Technology Resource Teacher

